



SENIOR CAP

October 1-2, 2020

Log into Naviance & Common App:

- Student.Naviance.com/Bishopphs
- Commonapp.org


1

ACT REMINDER — OCTOBER 6TH

- Report to the TACC gym by 7:45am for check-in
- Bring with you:
 - 3 - #2 wooden pencils
 - Approved calculator
 - Student ID
- **ALL ELECTRONICS MUST BE TURNED OFF AND PUT AWAY!**
 - No smart watches
- Dress Code:
 - Red & Blue Dress Down
 - Mask
- You will be released after the test is over (no later than 1pm – unless you receive accommodations)
- Think about your 4 colleges you want to send your scores to for free

*You got an email about parking from Ms. Collette – please reply!

All other students this is a regular Red Day – you are expected to be in class (in person or virtually!)



2

MATCHING ACCOUNTS

- Who has not matched your Common App and Naviance accounts?

3

COLLEGE VISITS

- Visits started last week!
 - Can be attended whether in person or at home
 - If at school, you will be in the Dick Geyer Gymnasium during the visit:
 - Make sure device is charged
 - Bring headphones!
- Registration for the college visit closes 48 hours prior to the visit
- Schedule on Naviance each week and on the School Counseling Website
- You must also pick up a blue college visit slip in the School Counseling office to have signed by your teacher 2 days in advance
 - If virtual, need email approval
- When you attend the visit on Zoom, make sure your name appears with your profile otherwise the college will not let you in

4

SEARCHING FOR COLLEGES WITH YOUR MAJOR

The screenshot shows the BigFuture website's College Search page. The page title is "College Search" with 1855 results. On the left, there are "SELECT FILTERS" including Test Scores & Selectivity, Type of School, Location, Campus & Housing, Majors & Learning Environment (highlighted), Accounting, and Sports & Activities. The "Majors & Learning Environment" section is expanded, showing options to "Select a field of study" (with a dropdown menu), "Or", "Select a specific major" (with a text input field), and "Accounting" (with a radio button). Below these are checkboxes for "Accelerated Study", "Distance Learning", "Double Major", "English as a Second Language", "Honors Program", and "Independent Study". A "TIP" box suggests two ways to search for majors: by general subject area or by specific major.

Bigfuture.collegeboard.org

- Can search for colleges:
 - By major
 - By state
 - By location
- No log-in necessary!


Career Exploration:

- www.roadtripnation.com

5

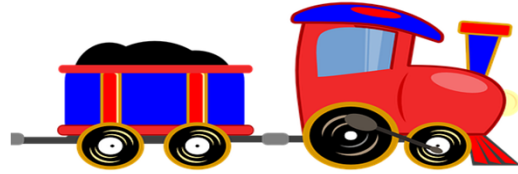
PARTS OF AN APPLICATION

What all needs to be turned in for your application package to be complete so that a school can review you for possible admission?



6

YOU (THE STUDENT)



Application

- ~Common Application
- ~School's website



Test Scores

- ~From ACT/SAT
- ~Test-optional



Letters of Recommendation


- ~**Orange** Teacher Recommendation Form
- ~**Pink** Counselor Recommendation Form
- ~Request on Naviance (teacher letters only!)
- ~Thank you note

7

TEACHER (IF NEEDED)

- Letter of recommendation
 - Write the letter based on information you provide
 - Send the letter through Naviance


*Make sure teachers are aware of your DEADLINES!



8

SCHOOL COUNSELOR

- Letter of Recommendation
 - If necessary
 - Will be sent with transcript
- Transcript



9

REQUESTING YOUR TRANSCRIPT



After you submit your application, go to your "Colleges I'm Applying to" list in Naviance

Update application from "Unknown" to "Submitted"
Request your **initial transcript** be sent to the college



After you complete all steps on Naviance, you must then turn in a yellow transcript request form.

Available on wall outside Mrs. G's office or in PowerSchool (if you are 100% virtual)



Transcript Request form must be turned in with \$3.00 cash or check

You must turn it in directly to your School Counselor
• **Be prepared to pull up your Naviance account**
DO NOT place in their mailbox (in the Main Office or School Counseling Office)!

10

REMINDER ABOUT DEADLINES

DATE	NOTES
October 23, 2020	Deadline for transcripts sent without 1 st quarter grades
November 1, 2020	Deadline for some selective colleges
November 6, 2020	Deadline for all remaining transcript requests

11

FAFSA

- FREE!!!
- Opens October 1, 2020
 - You are filling out the **2021-2022** FAFSA using **2019** tax information
- <https://fsaid.ed.gov>
- An FSA ID gives you access to Federal Student Aid's online systems and can serve as your legal signature
 - *You can get this now – do not have to wait until the FAFSA opens!*
- The student **AND** parent will each need their own individual FSA IDs
 - The parent and student **MAY NOT** use the same cell phone number or email address
 - Don't use a HS email address because it will be deleted after graduation
 - Verify your email address
- Students/parents may now enter a verified phone number that may be used to retrieve usernames and create a new password via text
- Priority deadlines for colleges
- CSS Profile

12

Q & A



Application Types



Honors/Scholars Programs



What other questions do you have?