

PowerSchool Parent Portal Login for Existing PowerSchool Accounts

New Directions for the 2020-21 School Year



You will need:

1. Email address associated with your **EXISTING** PowerSchool Account.
2. **If you did not setup a parent account in the 2019-2020 school year**, please follow our New PowerSchool User Setup. You will need the letter from Bishop Hartley containing your Access Codes. This letter was provided to Seniors, Juniors, and Sophomores at orientation.
3. **To add an additional student to your parent portal**, you will need the letter from Bishop Hartley that contains the Access Codes. Freshman families will receive this letter in the mail the week of 9/20/2020.
4. If you do not have an access code letter, please email Kim.Donnelly@bishophartley.org to request your access codes. Please be ready to verify that you are the child's parent and/or legal guardian.

Step 1:

- Go to classroom.powerschool.com
- Select the **PowerSchool** link at the top of the page
- In the PowerSchool ID field, enter your email address associated with your PowerSchool account
- In the Password field enter your existing PowerSchool password

Welcome to Unified Classroom!

Sign in with your PowerSchool ID.

PowerSchool ID
parent email address

Password
.....

Forgot Password?

Sign In

— OR —

Sign In With Microsoft

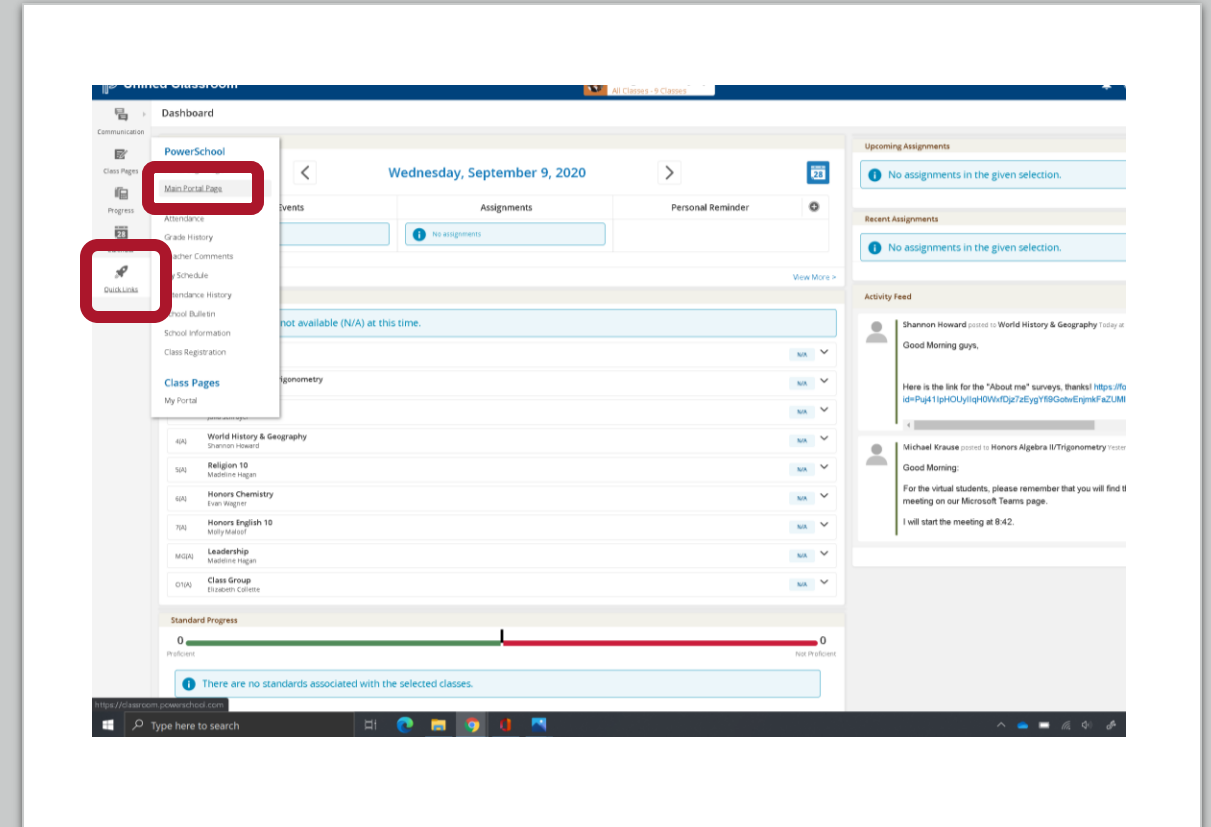
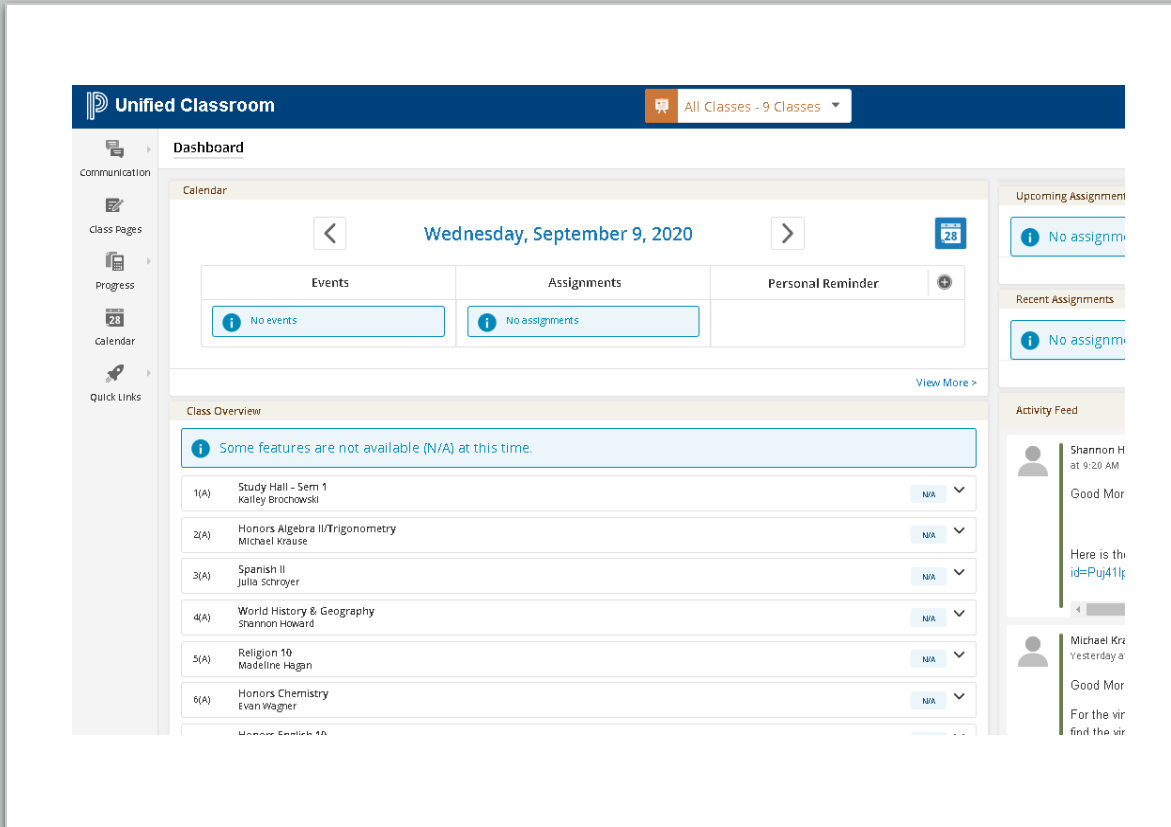
Sign In With Google

Welcome to Unified Classroom!

Need to add another student(s) to your parent portal?
Continue to Steps 2-9.

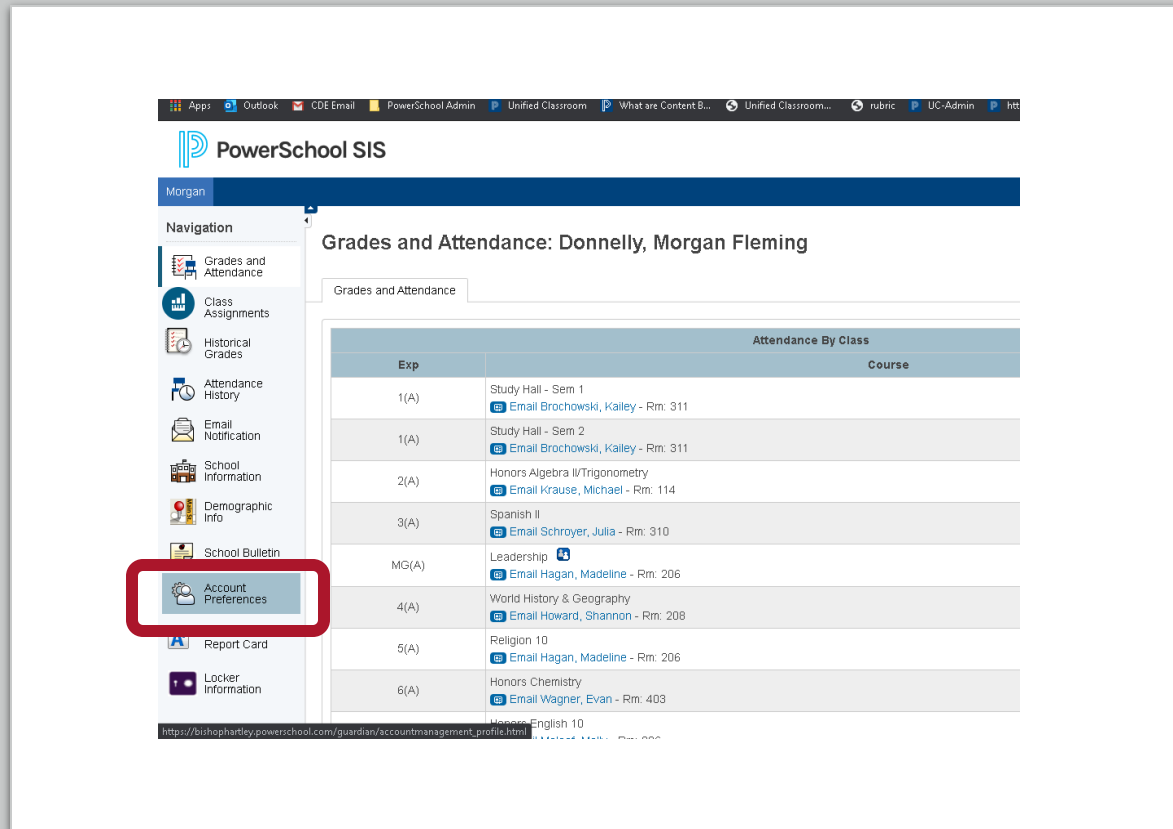
Step 2 & 3:

- Select **Quick Links** from the left side navigation bar
- Select **Main Portal Page** from the selection menu



Step 4:

- You will be redirected to the PowerSchool SIS
- Select **Account Preference** from the left side navigation bar

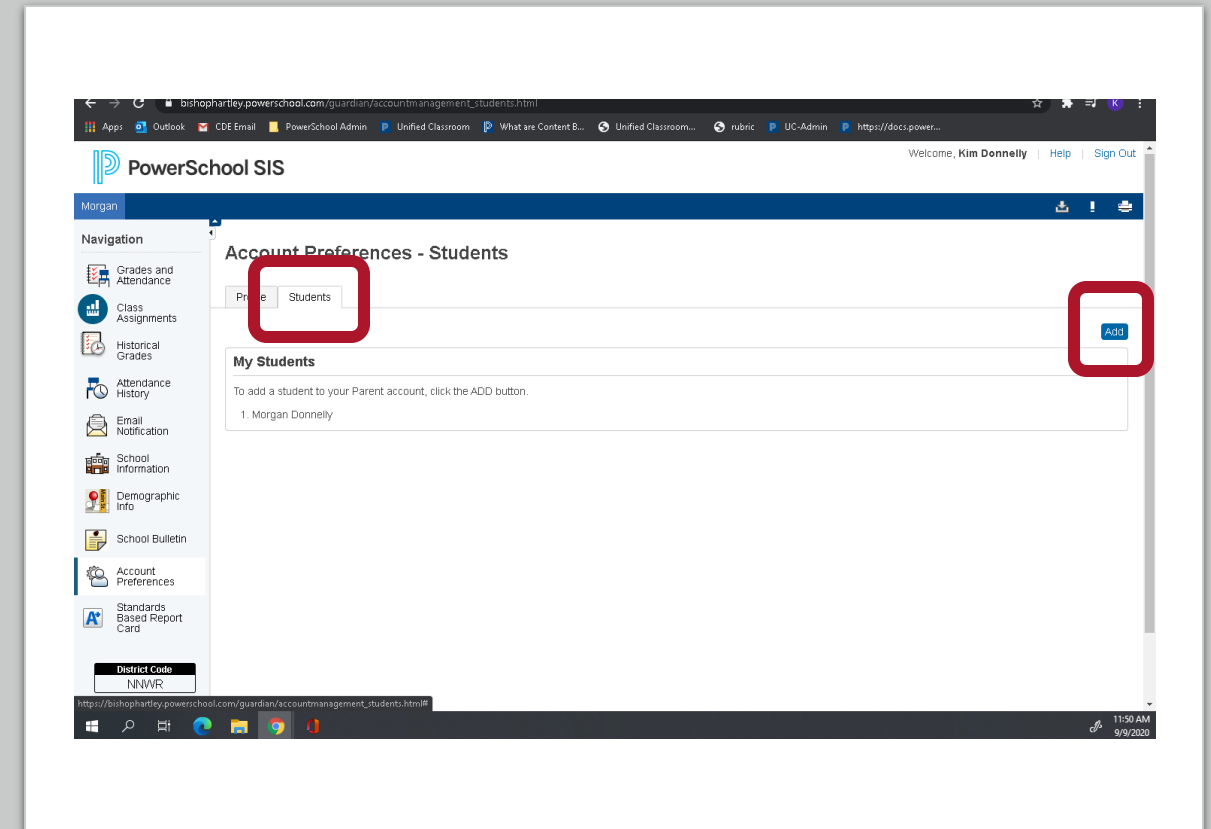


The screenshot shows the PowerSchool SIS interface for Morgan Fleming. The left navigation bar is visible, and the 'Account Preferences' option is highlighted with a red box. The main content area displays 'Grades and Attendance: Donnelly, Morgan Fleming' with a table of attendance records.

Exp	Course
1(A)	Study Hall - Sem 1 Email Brochowski, Kailey - Rm. 311
1(A)	Study Hall - Sem 2 Email Brochowski, Kailey - Rm. 311
2(A)	Honors Algebra II/Trigonometry Email Krause, Michael - Rm. 114
3(A)	Spanish II Email Schroyer, Julia - Rm. 310
MG(A)	Leadership Email Hagan, Madeline - Rm. 206
4(A)	World History & Geography Email Howard, Shannon - Rm. 208
5(A)	Religion 10 Email Hagan, Madeline - Rm. 206
6(A)	Honors Chemistry Email Wagner, Evan - Rm. 403

Step 5 & 6:

- Select **Students** tab
- Then select **Add**



The screenshot shows the PowerSchool SIS interface for Morgan Fleming, specifically the 'Account Preferences - Students' page. The 'Students' tab is highlighted with a red box, and the 'Add' button is also highlighted with a red box. The page displays a 'My Students' section with a list of students and an 'Add' button.

Account Preferences - Students

My Students

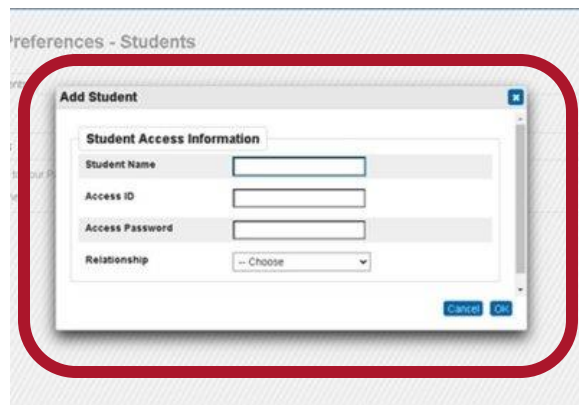
To add a student to your Parent account, click the ADD button.

1. Morgan Donnelly

ADD

Step 7 & 8:

- Enter Student Name, Access ID and Password provided on the form
- Relationship – indicate how you are related to the new student
- Select Ok



Sample Letter Sent Home

Bishop Hartley High School To the parents of Jane Hawk

As of the 2020-2021 school Bishop Hartley will be Powerschool Unified Classroom. This is a student learning management system that allows students and parents to enhance their academic experience with several features. Students and parents will be able to access each of the student's classes to view course information, assignments, grades and attendance. We are excited to make the transition to Powerschool and look forward to learning and growing in the system as we go through our first year. Below are instructions to lead you through the process of setting up a parent account and link it to your student's account.

CREATING A PAA

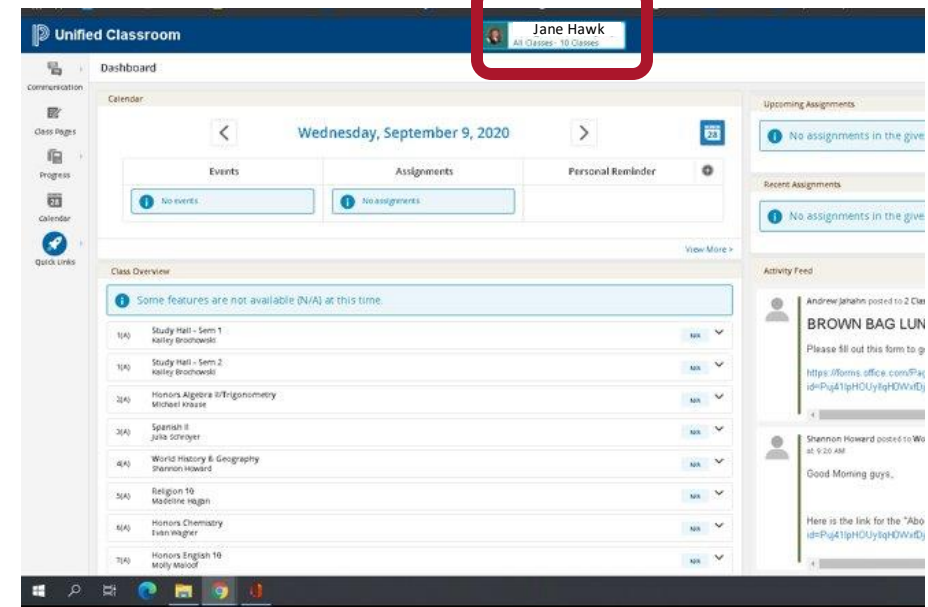
1. Go to <https://classroom.powerschool.com>
2. Click on Create An Account
3. Please fill out the necessary information to complete to create your Powerschool account. IMPORTANT REMINDER your Powerschool ID will be your email address and what you will use to login.
4. Your Powerschool account has now been created. Click to Continue to Unified Classroom Sign In.
5. To link your account to your student's account, click I Have a Student Access Code. Enter your student's FULL first and last name.

Parent Access Code: Hawk2020
Parent Access Password is: 01234

6. Once you click Continue, your account will have been set up. You will go to <http://classroom.powerschool.com> whenever you to check the account. Please bookmark this page for future use.
- You are now ready to share in your student's academic experience for the 2020-2021 school year. We are excited for our new school year and using our new learning platform Powerschool! If you have any questions regarding the use of Powerschool please contact the technology office Kim Donnelly at Kim.Donnelly@bishophartley.org.

Step 9:

- You will be redirected to the student's dashboard in Unified Classroom
- Select the course selector in the top center of the page



classroom.powerschool.com/dashboard?cpCbx=JtdCJtyZ3JmXBOYwJ3UtyJTNBJtyGWxJTWQ2xh3NlyUyMMyQyUyMmWdy63VwVHwZSUyMuzQSUyMmNvdXJzZSUy...

Apps Outlook CDE Email PowerSchool Admin Unified Classroom What are Content B... Unified Classroom... rubric UC-Admin https://docs.power...

Joe Hawk 2019-2021 2020-2021 Morgan Donnelly All Classes - 10 classes

10 Classes All Classes All Teachers

51 Period 1(A) Study Hall - Sem 1 Kaley Brodowski

52 Period 1(A) Study Hall - Sem 2 Kaley Brodowski

20-21 Period 2(A) Honors Algebra II/Trigonometry Michael Krause

20-21 Period 3(A) Spanish II Julia Schroyer

20-21 Period 4(A) World History & Geography Shannon Howard

20-21 Period 5(A) Religion 10 Madeline Hagan

20-21 Period 6(A) Honors Chemistry Evan Wagner

20-21 Period 7(A) Honors English 10 Maly Malouf

20-21 Period 8(A) Leadership Madeline Hagan

20-21 Period 01(A) Class Group Elizabeth Cofete

not available (N/A) at this time.

Study Hall - Sem 1 Kaley Brodowski

Study Hall - Sem 2 Kaley Brodowski

Honors Algebra II/Trigonometry Michael Krause

Spanish II Julia Schroyer

World History & Geography Shannon Howard

Religion 10 Madeline Hagan

Honors Chemistry Evan Wagner

Honors English 10 Maly Malouf

Activity Feed

Andrew Janesh posted to 2 Classes today at 11:21 AM

BROWN BAG LUNCHES for Week of S

Please fill out this form to get lunches for the next week

<https://forms.office.com/Pages/ResponsePage.aspx?id=Pj41tgh3UyigQWwWdGJ7REyqY8G0wEymkFzUMl>

Shannon Howard posted to World History & Geography today at 9:20 AM

Good Morning guys,

Here is the link for the "About me" surveys, thank! <https://forms.office.com/Pages/ResponsePage.aspx?id=Pj41tgh3UyigQWwWdGJ7REyqY8G0wEymkFzUMl>